

www.impulse-fitness.kz



im impulse

Your Wellness Solution Provider

Introducing the All-new Touchscreen System by Impulse Fitness

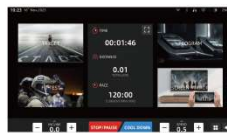
The Initial Interface of the All-new Touchscreen System by Impulse, navigate through various functions with ease, making your workout more engaging and enjoyable.

*The All-new Touchscreen System is currently only available for the RT970 and AC4050 models.



Full Training Data Overview

Access a comprehensive display of real-time training data directly on the exercise interface.



Quick Return to Main Screen

Easily navigate back to the main screen for additional functionalities and operations. The exercise interface minimizes to become a compact module on the main screen, giving users the flexibility to return at any time.



Simplified and Practical Target Programs

Built-in Time, Distance, and Calories Target Programs for Effortless Workout Customization and Real-time Monitoring.



Diverse Training Programs & User-Friendly Customization

- Benefit from a variety of pre-set training programs designed to target different fitness objectives.
- Enjoy the freedom to customize your training intensity based on your unique requirements and physical condition.



Authentic Assessment Standards

- Challenge yourself with Fit Test modeled after the stringent criteria used by the U.S. military and law enforcement agencies.
- Experience a comprehensive evaluation that mirrors the requirements of real-world physical assessments.



Diverse Entertainment and Training Apps for a Vibrant Workout

- Access a range of entertainment apps directly from the treadmill's interface.
- Seamless Web Browsing for a Connected Workout Experience.
- Built-In Common Training Apps for a Tailored Workout Experience.

Direct Shortcut to Entertainment Programs

Choose from a variety of entertainment programs directly from the exercise interface.

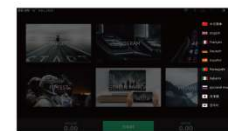


Seamless Screen Mirroring for Android and iOS

- Follow simple on-screen instructions to initiate the screen mirroring process. Experience the flexibility to connect and mirror your device, ensuring you never miss out on your favorite shows or content while staying committed to your training routine.

Bluetooth Headphone & Heart Rate Device Integration

- To enhance user convenience, our treadmill is equipped with distinct ports at the top of the screen for connecting both Bluetooth headphones and heart rate devices.
- The interface provides a user-friendly experience for pairing and managing connected devices.



Multilingual Flexibility for a Global Experience

- At the top of the screen, easily accessible buttons allow users to directly switch between 10 supported languages.
- The language selection process is straightforward, ensuring a hassle-free experience.

Immersive Virtual Runs with Realistic Terrain

- The visuals adjust in real-time based on your running speed, providing a dynamic and authentic experience.
- The treadmill's incline automatically adjusts to mimic the natural terrain of the chosen route.





RT970
TREADMILL

Model	RT970
Certification	CE,ETL,EN957
Max User Weight	180kg/396lbs
AC/DC	AC
Power Requirement	15A
Electrical Receptacle & Plug	220-240V
Motor Power	4HP
Motor Peak Power	6HP
Speed range	1-25km/h (1-15mph)
Incline range	0-15%
One Touch Buttons	3%,6%,9%,12%(Incline);3,6,9,12(Speed)
Handle bar Control	Yes
Console Display	21.5" TFT
Console Readouts	Heart rate, %Heart rate, Time in zone, Average Speed, Pace, Time Elapsed, %Time Remaining, Calories, Calories/Hour, Distance, Steps, Speed, Incline
Language	EN/CN/FR/DE/ES/PT/IT/RU/JP/KR
Metric/English	Metric/English
Touch Screen	Yes
Entertainment	Multiple built-in apps
Programs	Cardio, Random, Fatburn, Hills, Interval, HR, Fit test
HR Monitor	Contact&Telemetry
Roller Diameter	Front:88.9mm/3.5" Back:76mm/3"
Deck	Reversible 1"Deck
Running surface	558×1524(mm)/22"×60"
Belt Thickness	1.6mm
Belt Brand	Habasit
Step-up Height	245mm"
Suspension System	Pulflex Commercial Suspension System
Accessory Storage	IPAD/Phone Holder/Magazine Holder/2 Bottle Holders
Charging Unit	Wireless
USB Data Exchange	Yes
Fan	Yes (3 speed level)
Multi-language Display	Yes



RU970
UPRIGHT BIKE



RR970
RECUMBENT BIKE



RE970
ELLIPTICAL

Model	RU970	RR970	RE970
Certification	CE	CE	CE
Max User Weight	180kg/396lbs	180kg/396lbs	160kg/352lbs
Electrical Receptacle & Plug	220V-240V	220V-240V	220V-240V
Power Supply	/	/	60W
Brake Type	Self powered hybrid brake	Self powered hybrid brake	Self Powered Hybrid Brake
Resistance Brake Power	450W	450W	350W
Resistance Levels	25	25	25
Electrical Receptacle & Plug	/	/	Yes
Stride Length	/	/	533mm/21"
Crank	Oversized	Oversize	/
Pedal	Oversize dual-sided pedals with integrated straps	Oversize dual-sided pedals with integrated straps	Pedal with cushioned gel pads
Pedal Spacing	/	/	1"
Step-up Height	/	/	190mm/7.5"
Flywheel Weight	9kg	9kg	/
Handle bar Control	3 riding positions, with contact heart rate grips and on-your-finger-tips control	Ergonomically designed seat-side handles with contact heart rate grips on-your-finger-tips control	Handle bar Control; ABS+TPU coated handlebars
Console Display	15.6" TFT	15.6" TFT	15.6" TFT
Console Readouts	Resistance, time, distance, calories, HR, RPM	Resistance, time, distance, calories, HR, RPM	Resistance, time, distance, calories, HR, RPM
Language	EN/CN/FR/DE/ES/PT/IT/RU/JP/KR	EN/CN/FR/DE/ES/PT/IT/RU/JP/KR	EN/CN/FR/DE/ES/PT/IT/RU/JP/KR
Metric/English	Metric&English	Metric&English	Metric&English
Entertainment	Multiple built-in apps	Multiple built-in apps	Multiple built-in apps
Programs	5	5	5
HR Monitor	Contact&Telemetry	Contact&Telemetry	Contact&Telemetry
Accessory Storage	Yes	Yes	Yes
Charging Unit	Wireless	Wireless	Wireless
USB Data Exchange	Yes	Yes	Yes
Multi-language Display	Yes	Yes	Yes



RT930
TREADMILL

Certification	CE,ETL,EN957
Max User Weight	150kg/330lbs
AC/DC	AC
Power Requirement	15A
Electrical Receptacle & Plug	220-240V
Motor Power	3HP
Motor Peak Power	4.5HP
Speed range	0.6-20km/h (0.6-12mph)
Incline range	0-15%
One Touch Buttons	3%,6%,9%,12%(Incline); 3,6,9,12(Speed)
Console Display	11.6" TFT
Console Readouts	Heart rate, Time Elapsed, Calories, Distance, Speed, Incline, 1/4 mile or 400 meters motivational track
Metric/English	Metric/English
Touch Screen	Yes
Entertainment	Music/WiFi/ Virtual Scenery
Programs	Cardio, Random, Fatburn, Hills, Interval, HR, 5km, Fireman test
HR Monitor	Contact&Telemetry
Roller Diameter	Front:88.9mm/3.5" Back:76mm/3"
Deck	Reversible 1"Deck
Running surface	558×1524(mm)/22"×60"
Belt Thickness	2.3mm
Belt Brand	Siegling
Step-up Height	245mm
Suspension System	Pullflex™ Commercial Suspension System
Accessory Storage	Phone Holder/ 2 Bottle Holders
USB Charger	Yes
USB Data Exchange	Yes
Fan	Yes (3 speed level)
Multi-language Display	Yes
Gross Weight	Box1: 234kg/514.8lbs Box2: 34.6kg/76.1lbs
Net Weight	Box1: 178.0kg/391.6lbs Box2: 27.8kg/61.2lbs
Product Dimension	2078×878×1515(mm)/81.8"×34.6"×59.6"
Packing size	Box 1: 2230×970×480(mm)/87.8"×38.2"×18.9" Box 2: 975×965×280(mm)/38.4"×38.0"×11.0"
40HQ	51Sets
40GP	42Sets



RT750
TREADMILLRT700
TREADMILLRT500
TREADMILL

Model	RT750	RT700	RT500
Certification	CE,ETL,EN957	CE,ETL,EN957	CE,ETL,EN957
Max User Weight	180kg/396lbs	180kg/396lbs	150kg/330lbs
AC/DC	AC	AC	AC
Power Requirement	15A	15A	15A
Electrical Receptacle & Plug	220-240V	220-240V	220-240V
Motor Power	4HP	4HP	3HP
Motor Peak Power	6HP	6HP	4.5HP
Speed range	0.6-25km/h (0.6-15mph)	0.6-25km/h (0.6-15mph)	1-20km/h (0.6-12mph)
Incline range	0-15%	0-15%	0-15%
One Touch Buttons	3%,6%,9%,12%(Incline); 3,6,9,12(Speed)	2%,5%,8%,(Incline);3,6,9(Speed)	No
Handle bar Control	Yes	Yes	No
Console Display	7 LED + Matrix 16×32	7 LED + Matrix 16×40	7 LED + Matrix 16×40
Console Readouts	Heart rate, %Heart rate, Time in zone, Average Speed, Pace, Time Elapsed, %Time Remaining, Calories, Calories/ Hour, Distance, Steps, Speed, Incline	Heart rate, Time Elapsed, Calories, Distance, Speed, incline, 1/4 mile or 400 meters motivational track	Heart rate, Time Elapsed, Calories, Distance, Speed, incline, 1/4 mile or 400 meters motivational track
Metric/English	Metric/English	Metric/English	Metric/English
Programs	Manual , Cardio, Interval, Burn Calories, Heart Rate, Advanced	Manual, Cardio, Interval, Burn Calories, Heart Rate, Advanced	Manual, Cardio, Interval, Burn Calories, Heart Rate, Advanced
HR Monitor	Contact&Telemetry	Contact&Telemetry	Contact&Telemetry
Roller Diameter	Front:88.9mm/3.5" Back:76mm/3"	Front:88.9mm/3.5" Back:76mm/3"	Front:88.9mm/3.5" Back:76mm/3"
Deck	Reversible 1"Deck	Reversible 1"Deck	Reversible 1"Deck
Running surface	558×1524(mm)/22"×60"	558×1524(mm)/22"×60"	558×1524(mm)/22"×60"
Belt Thickness	1.6mm	1.6mm	2.5mm
Belt Brand	Habasit	Siegling	Siegling
Step-up Height	245mm	245mm	245mm
Suspension System	Pullflex™ Commercial Suspension System	Pullflex™ Commercial Suspension Syste	Pullflex™ Commercial Suspension System
Accessory Storage	IPAD/Phone Holder/Magazine Holder/ 2 Bottle Holders	IPAD/Phone Holder/Magazine Holder/ 2 Bottle Holders	IPAD/Phone Holder/Magazine Holder/2 Bottle Holders
USB Charger	Yes	No	No
Fan	Yes (3 speed level)	Yes (3 speed level)	Yes (3 speed level)
Multi-language Display	Yes	No	No
Gross Weight	Box1: 232.2kg/510.8lbs Box2: 41.5kg/91.3lbs	Box1: 238.0kg/523.6lbs Box2: 35.0kg/77.0lbs	Box1: 238.0kg/523.6lbs Box2: 34.5kg/75.9lbs
Net Weight	Box1: 176.7kg/388.7lbs Box2: 30.5kg/67.1lbs"	Box1: 179.1kg/394.0lbs Box2: 27.5kg/60.5lbs"	Box1: 179.1kg/394.0lbs Box2: 27.0kg/59.4lbs
Product Dimension	2078×950×1590(mm) 81.8"×37.4"×62.6"	2078×875×1513(mm) 81.8"×34.4"×59.6"	2080×876×1513(mm) 81.9"×34.5"×59.6"
Packing size	Box 1: 2230×970×480(mm) 87.8"×38.2"×18.9" Box 2: 1145×1105×390(mm) 45.1"×43.5"×15.4"	Box 1: 2230×970×480(mm) 87.8"×38.2"×18.9" Box 2: 975×965×280(mm) 38.4"×38.0"×11.0"	Box 1: 2230×970×480(mm) 87.8"×38.2"×18.9" Box 2: 975×965×280(mm) 38.4"×38.0"×11.0"
40HQ	/	51Sets	51Sets
40GP	40Sets	42Sets	42Sets

P Series





PT300
TREADMILL

Model	PT300
Certification	CE,ETL,EN957
Max User Weight	150kg/330lbs
AC/DC	AC
Power Requirement	15A
Electrical Receptacle & Plug	220-240V
Motor Power	3HP
Motor Peak Power	4.5HP
Speed range	0.6-20km/h (0.6-12mph)
Incline range	0-15%
One Touch Buttons	2%,4%,6%,8%,10%,12%(incline), 2,4,6,8,10,12(Speed)
Console Display	6 LED + Matrix 16×40
Console Readouts	Heart rate, Time Elapsed, Calories, Distance, Speed, incline, 1/4 mile or 400 meters motivational track
Metric/English	Metric&English
Programs	5 Preset, 3 Targets, 2 User, 3 HR
HR Monitor	Contact&Telemetry
Roller Diameter	Front:88.9mm/3.5" Back:76mm/3"
Deck	Reversible 1"deck
Running surface	545×1524(mm) / 21.5"× 60"
Belt Thickness	2.3mm
Step-up Height	260mm
Suspension System	Pulflex™ Commercial Suspension System
Accessory Storage	Phone Holder/ 2 Bottle Holders
Fan	Yes (3 speed level)
Gross Weight	Box1: 223.8kg/492.4lbs Box2: 39.5kg/86.9lbs
Net Weight	Box1: 180.2kg/396.4lbs Box2: 30.9kg/68.0lbs
Product Dimension	2136×934×1464(mm)/84.1"×36.8"×57.6"
Packing Size	Box 1: 2260×930×550(mm)/89.0"×36.6"×21.7" Box 2: 1265×1050×350(mm)/49.8"×41.3"×13.8"
40HQ	41Sets
40GP	36Sets



PST300
STEPPER

Model	PST300
Certification	CE
Max User Weight	150kg/330lbs
Brake Type	Self Powered Hybrid Brake
Resistance Brake Power	300W
Resistance Levels	20 Levels
Pedal	Pedal with cushioned gel pads
Pedal Spacing	82mm/3.2"
Step-up Height	330mm/13"
Handle bar Control	Yes
Console Display	7 LED+Matrix 16×40
Console Readouts	Distance, time, speed, watt, calories, calories/hours, mets, RPM, heart rate
Metric/English	Metric&English
Programs	11
HR Monitor	Contact&Telemetry
Accessory Storage	Cup holder, Magazine Holder, Phone Holder
Special Features	On-your-finger-tips, Ergonomically designed handle bars, INA clutch
Gross Weight	137.0kg/301.4lbs
Net Weight	96.0kg/211.2lbs
Product Dimension	1257×881×1646(mm)/ 49.5"×34.7"×64.8"
Packing Size	1185×910×760(mm)/ 46.7"×35.8"×29.9"
40GP	67Sets


CARDIO

AC

AC4050 TREADMILL



Model	AC4050
Certification	CE
Max User Weight	150kg/330lbs
AC/DC	AC
Power Requirement	15A
Electrical Receptacle & Plug	220-240V
Motor Power	3HP
Speed range	1-22km/h
Incline range	0 to 15%
One Touch Buttons	3%,6%,9%(Incline);3,6,9(Speed)
Console Display	21.5" Touch Screen
Language	EN/CN/FR/DE/ES/PT/IT/RU/JP/KR
HR Monitor	Contact&Telemetry
Roller Diameter	Front:88.9mm/3.5" Back:76mm/3"
Deck	Reversible 1" Deck
Running surface	545 × 1524(mm) / 21.5" × 60"
Belt Thickness	2.3mm
Step-up Height	260mm
Suspension System	Pulflex Commercial Suspension System
Accessory Storage	IPAD/Phone Holder/Magazine Holder/ 2 Bottle Holders
Charging Unit	Wireless
Fan	Yes (3 speed level)
Product Dimension	2102 × 950 × 1593(mm) 82.7" × 37.4" × 62.7"
Packing size	Box 1: 2260 × 930 × 490(mm) 89.0" × 36.6" × 19.3" Box 2: 1145 × 1095 × 380(mm) 45.1" × 43.1" × 15.0"
40HQ	44Sets
40GP	40Sets



CARDIO

AC

AC4000 TREADMILL



AC4000



The 18.5-inch large console created by the new design language features convenient operation and entertainment functions. The 60 degrees tilted panel provides the best viewing Angle and comfortable experience.



50x185x2.5mm oversized column is adopted to ensure the stability of the console during movement, when the speed reaches 20km/h, the vibration amplitude of the motor is less than 0.003mm.



The motor cover adopts a flat design to make it more integrated with the frame of the running platform and more concise and hardcore in appearance. On this basis, the column cover is added and the lower end of the column is wrapped in the motor cover to make the column and running platform perfectly integrated.



Considering the safety of the product, the manufacturing process of the edge strip is upgraded from PVC extrusion to ABS injection molding, which increased the friction coefficient and enhanced the anti-slip performance.

Model	AC4000
Certification	CE
Max User Weight	150kg/330lbs
AC/DC	AC
Power Requirement	15A
Electrical Receptacle & Plug	220-240V
Motor Power	3HP
Speed range	1-22km/h
Incline range	0 to 15%
One Touch Buttons	3%,6%,9%(Incline);3,6,9(Speed)
Console Display	LED
Console Readouts	Time, Avg Speed, Heart Rate, Distance, Steps, Calories, Cal/Hour, Speed, Incline, 1/4 mile or 400 meters motivational track
Metric/English	Metric&English
Programs	Manual, Cardio, Heart Rate, Interval, Burn Calories, Target
HR Monitor	Contact&Telemetry
Roller Diameter	Front:88.9mm/3.5" Back:76mm/3"
Deck	Reversable 1"Deck
Running surface	545×1524(mm) / 21.5"× 60"
Belt Thickness	2.3mm
Step-up Height	260mm
Suspension System	Pulflex Commercial Suspension System
Accessory Storage	IPAD/Phone Holder/Magazine Holder/ 2 Bottle Holders
USB Charger	Yes
Fan	Yes (3 speed level)
Gross Weight	Box1: 231kg/508.2lbs Box2: 35.8kg/78.8lbs
Net Weight	Box1: 173kg/380.6lbs Box2: 30kg/66lbs
Product Dimension	2102×950×1592(mm) 81.7"×37.4"×62.6"
Packing size	Box 1: 2230×970×480(mm) 87.8"×38.2"×18.9" Box 2: 1145×1105×390(mm) 45"×43.5"×15.4"
40HQ	44Sets
40GP	40Sets

AC2990 TREADMILL



The 3D fixed upright can easily eliminate the abnormal sound and console shaking along with the running. At the same time, move the upright to the front can create a wide running environment and eliminate visual obstacles.



Taking full consideration of the commercial long running situation, the dustproof heat dissipation holes are designed in the console and the motor cover to dissipate heat from the electrical part and prevent the aging problem.



The platform structure was upgraded on the basis of AC2970 to improve the stability and safety. The replacement of a more advanced console surface material is all about enhancing the product's durability.



Ergonomic handle design; more quick buttons and a larger phone/tablet holder for a more comfortable user experience.

Model	AC2990
Max User Weight	150kg/330lbs
AC/DC	AC
Power Requirement	15A
Electrical Receptacle & Plug	220-240V
Motor Power	3HP
Motor Peak Power	4.5HP
Speed range	1-20km/h
Incline range	0 to 15%
One Touch Buttons	2%,4%,6%,8%,10%,12%(Incline);2,4,6,8,10,12(Speed)
Console Display	6 LED + Matrix 8×16
Console Readouts	Time, Avg Speed, Heart Rate, Distance, Steps, Calories, Cal/Hour, Speed, Incline.
Metric/English	Metric&English
Programs	Manual mode; Target mode: time, distance and calories; Standard mode: P1-P5; User mode: U1 and U2; Heart rate mode: HR1, HR2, HR3
HR Monitor	Contact
Roller Diameter	Front:76.5mm/3" Back:76.5mm/3"
Deck	Reversable 1"Deck
Running surface	560×1524(mm)/ 22.0"×60.0"
Belt Thickness	2.3mm
Step-up Height	250mm
Suspension System	Pullflex Commercial Suspension System
Accessory Storage	Phone Holder/ 2 Bottle Holders
Gross Weight	239.7kg/527.3lbs
Net Weight	170.3kg/374.7lbs
Product Dimension	2206×923×1579(mm) 86.9"×36.3"×62.2"
Packing Size	BOX1:2320×955×530(mm) 91.3"×37.6"×20.9" BOX2:1025×1015×360 40.3"×40.0"×14.1"
40HQ	44
40GP	37

* The right of specific weight to actual supply prevail.

AC810 TREADMILL



Rubber spring cushioning system offers superior shock absorption, promoting joint protection for lower limbs. With a two-stage buffering structure, it automatically adjusts to users of different weights, providing enhanced joint protection.



Phenolic resin coating on the treadmill belt provides durability, self-lubrication, and extended lifespan.



Designed with incline settings ranging from 0 to 20%, offering users a broader range of incline training options.



Symmetrical inward sloping design of the foot pedal edges ensures reliable safety protection for users.



Integral foam handlebars provide a better user experience and safety protection.



Equipped with Bluetooth module for connectivity to apps like Zwift, enabling training and data collection.

*This feature is supported only on AC810



Wireless charging for mobile phones adds extra value and convenience beyond the product's primary function.

*This feature is supported only on AC810



AC800 TREADMILL

Model	AC810/AC800
Power Requirement	16A
Electrical Receptacle & Plug	220-240V AC
AC/DC	AC
Motor Power	3HP
Max User Weight	150KG/330lbs
Speed Range	0-20KM/H
Incline Range	0-20%
Step-up Height	276MM
Deck	25.4MM
Running Surface	560 × 1550mm/ 22.0" × 61.0"
Belt Thickness	2.3mm
Suspension System	Two-stage Buffering
Accessory Storage	Ipad/Iphone Holder/Magazine Holder/ 2 Bottle Holders
Console Display	6LED+1DOT MATRIX
HR Monitor	Contact & Telemetry
Console Readouts	Speed, Incline, Distance, Time, HR, Calories
Fan	Yes
Wireless Charging	Yes (AC810 Only)
Filter	Yes (AC810 Only)
Bluetooth	Yes (AC810 Only)
Product Dimension	2126 × 933 × 1598mm/ 85.0" × 36.7" × 62.9"
40HQ	44
40GP	40

ECT7 TREADMILL



User-friendly console with keypad and scrolling LED window, multiple workout programs and unique heart rate zone programs



Built in bottle holders, accessories tray on both sides and display rack



Ergonomically designed handle bars with a towel rail



Bright orange colored saddle cover trim for step-on and step-off safety

Model	ECT7
Max User Weight	160kg/352lbs
AC/DC	AC
Power Requirement	15A
Electrical Receptacle & Plug	220-240V
Motor Power	3HP
Motor Peak Power	4.5HP
Speed range	1-20km/h (0.6-12mph)
Incline range	0 to 15%
One Touch Buttons	3%,6%,9%,12%(incline),3,6,9,12(Speed)
Handle bar Control	Yes
Console Display	6 window + dot Matrix
Console Readouts	Heart rate, Time Elapsed, Calories, Distance, Speed, incline, 1/4 mile or 400 meters motivational track
Metric/English	Metric&English
Touch Screen	No
Entertainment (TV, Wifi etc.)	No
Programs	Target, Manual, Cardio, Interval, Burn Calories, Heart Rate, 5K, Hill, Advanced
HR Monitor	Contact&Telemetry
Roller Diameter	Front:76mm/3" Back:63.8mm/2.5"
Deck	Reversable 1"deck
Running surface	508x1524(mm)/20"x 60"
Belt Thickness	2.5mm
Belt Brand	Siegling
Step-up Height	224mm
Suspension System	Pulflex™ Commercial Suspension System
Handle bar Control	Yes
Handle Folding	No
Accessory Storage	IPAD, Phone Holder, Magazine Holder, 2 Bottle Holders
USB Charger	No
USB Data Exchange	No
Fan	Yes (3 speed level)
Multi-language Display	No
Gross Weight	Box1: 183.6kg/403.9lbs Box2: 30.0kg/66.0lbs
Net Weight	Box1: 128.1kg/281.8lbs Box2: 22.1kg/48.6lbs
Product Dimension	2045×940×1453(mm)/80.5"×37.0"×57.2"
Packing Size	Box 1: 2215×850×475(mm) 87.2"×33.5"×18.7" Box 2: 1045×855×410(mm) 41.1"×33.7"×16.1"
40HQ	54Sets



FGT300 TREADMILL

CARDIO

FG



Power-off State

Concealed Capacitive Touch LED Mirror Screen
Featuring a concealed capacitive touch button design for responsive and pressure-free interactions, enhancing product longevity. The screen, in its powered-off state, seamlessly blends into a unified black mirror surface, elevating the overall aesthetic appeal.

15W Wireless Charging



Smart Knob
Press to start, rotate left for deceleration/right for acceleration, short press to pause, long press to stop. Additionally, quick adjustments can be made during parameter settings.



Bottom-mounted Motor Design
Utilizing a bottom-mounted motor design, the running belt seamlessly extends across the entire deck, significantly enhancing belt utilization. This innovative approach increases the running space by 20%, providing an expansive 520mm × 1700mm area for an unobstructed and enjoyable running experience.

Model	FGT300
Max User Weight	150kg
Power Requirement	220V/10A
Motor Power	2.5HP
Motor Peak Power	5.0HP
Speed Range	0.5-18km/h
Incline Range	0-15% (15 levels)
Suspension System	10-Point Full Deck Suspension System
Console	5 LED windows +16×32 Matrix
Console Readouts	Speed, Incline, Time, Distance, Calories, HR
HR Monitor	Contact
Quick Button	8 Direct Speed Selection Buttons
Preset Program	24
Target Program	3
Custom Program	3
Fit Test Program	1
Charging Unit	Wireless
Accessory Storage	Pad Phone Holder/Bottle Holder
Product Dimension	1856 × 811 × 1546mm/73.1 × 31.9 × 60.9(in)
Packing Dimension	2230 × 910 × 450mm/87.8 × 35.8 × 17.7(in)
Running Surface	520 × 1700mm/20.5 × 66.9(in)
Net Weight	115kg/253.5lbs
Gross Weight	133kg/293.2lbs
Deck Thickness	20mm
Belt Thickness	1.8mm

CARDIO



FG





CASES



CASES








CASES



CASES







CASES



CASES





Impulse Cardiovascular Equipment Limited Warranty

Description	Warranty
Frame	7 Years
Treadmill AC Motor	3 Years
Treadmill DC Motor, Structural Moving Parts	2 Years
Display PCB, Motor Controller,	
Generator, EMS, ECB Brake	2 Years
Key Pad, Durable Wear Parts	1 Year

Impulse Strength Training Equipment Limited Warranty

Description	Warranty
Structural Steel Frame	Lifetime
Rotary Bearings, Weight Stacks, Pulleys,	
Guide Rods, Structural Moving Parts	2 Years
Cable, Linear Bearings, Springs	1 Year
Upholstery, Handgrips, All Other	
Items Not Listed	6 Months

* Conditions and Restrictions Applied.



m impulse

THE WAY TO WELLNESS

All text, picture and data in this catalogue are for reference only. If there is inconsistency between the information and the actual product, the actual product shall govern. Impulse reserves all rights to explain any error or difference in this catalogue.

The trademark property in copyright including "Siegling", "Wahoo" and "Polar" have been maintained in Impulse product catalogues belong to their respective trademark registers.

Statement: Impulse branding is upgrading and during that time, **m**, **Wahoo** and **impulse** are both trademarks of Impulse products. Thank you for your support as always.