

[www.impulse-fitness.kz](http://www.impulse-fitness.kz)



**im impulse**

Your Wellness Solution Provider



Your Wellness Solution Provider



## INTRODUCTION

В начале 1990-х годов Impulse начала производство фитнес-оборудования. После почти 30 накоплений опыта. Марка Импульс была основана в 2004 году, уделяя особое внимание исследованиям, разработкам, производству и продаже фитнес-оборудования. В сентябре 2017 года. Impulse сделал IPO успешным на фондовом рынке Шэньчжэня. Он достиг прорыва на рынке капитала и принес больше финансовых поддержки R&D и производству рекомендуемых инструментов Impulse. Мы предоставляем инновационные и высококачественные продукты для помещений и наружного использования, включая кардио-оборудование, силовое оборудование, функциональные тренировки и реабилитационные тренировки. также с интеллектуальными и инновационными продуктами для домашнего использования.


Мы стремимся предоставлять желаемые продукты и услуги по искренней цене, и продукты были проданы в более чем 200 странах и регионах и создали глобальный маркетинг и послепродажные системы © Local backup on Impulse является ведущим поставщиком в отрасли здравоохранения. Новый индустриальный парк Impulse в стадии строительства. Первый этап проекта имеет общие инвестиции в размере 232 миллионов долларов США и общую площадь строительства 168,995,98 квадратных метров. Ожидается, что годовая стоимость проекта может составить 620 миллионов долларов США после того, как проект достигнет полной мощности. Мы считаем, что доверие клиентов исходит из нашего стремления к совершенству продукта и изучения потребностей клиентов. Таким образом, Impulse будет продолжать следить за клиентом в первую очередь и качественным приоритетом, чтобы обслуживать наших бизнес партнеров и стать надежным экспертом по фитнесу, которому доверяют мировые клиенты.



STRENGTH

**impulse**

# EXOFORM



# EXOFORM >>>

Uniformly low profile at 1492mm is designed by American team. Translucent shroud at thickness 3.2mm with smooth pattern is in injection molding, which designed elegantly and ensures ultra durability and non-deformation

- Build-in console, which is well designed by American UI team, displays reps and time
- The upright tubes are with special tube at size 72.8×141.7×3mm, and the functional part with race track tube at size 40×133×3mm. Tubes apply double powder-coated & painting process which ensure high-quality and ultra durability
- The steel guide rod (diameter:19mm) is anti-corrosion coated and polished which ensures smoothly travel and rust-proof
- Friendly designed iPad and bottle holders are separated to meet various requirement
- The 5LBS incremental weight is to meet users requirement
- All the hardware parts exposed are nickel plated or stainless steel. The NBK bearing is applied
- Meet EN957 safety regulation
- Ergonomically designed handle bars, which is patented, are with TPU material and aluminium grip ring. The concise design offers comfort and safety
- Ergonomically designed upholstery is with PU foam which offers comfort and safety protection
- Belt and cable driving system are both applied. Self-lubricate American Loss cable with nylon-coated 12 complex fiber ensures service life 300,000 times. The belt is with steel wire embedded which ensures ultra durability and long lifetime
- With spiral spring assistance system, the patented 3-linkage seat adjustment is concisely designed, cost-saving and offers easy installment
- All dynamic components are shielded for safety purpose
- Gas spring for resetting



\* WEIGHT STACK SOLD SEPARATELY

OPTION 1	160lbs/68.3kg
OPTION 2	200lbs/85.5kg
OPTION 3	235lbs/102.8kg
OPTION 4	295lbs/129.2kg



\* COLOR OPTIONAL.



### FE9701 CHEST PRESS

Dimension (L×W×H)	1230x1570x1490(mm) 48.4x61.8x58.7 (in)
Net Weight	169.7kg/373.3lbs



### FE9703 ARM CURL

Dimension (L×W×H)	1149x1567x1490(mm) 45.2x61.7x58.7 (in)
Net Weight	169.1kg/372lbs



### FE9702 LAT PULLDOWN

Dimension (L×W×H)	1304×1226×2109 (mm) 51.3x48.2x83.0 (in)
Net Weight	177.7kg/390.9lbs



### FE9704 PECTORAL

Dimension (L×W×H)	1197x1551x1489 (mm) 47.1x61.1x58.6 (in)
Net Weight	166.2kg/365.6lbs

STRENGTH

EXOFORM



### FE9705 LEG EXTENSION

Dimension (L×W×H)	1264x1239x1489 (mm) 49.8x48.8x58.6 (in)
Net Weight	169.6kg/373.1lbs



### FE9708 ABDUCTOR/ADDUCTOR

Dimension (L×W×H)	1776x1546x1488 (mm) 69.9x60.9x58.6 (in)
Net Weight	165.8kg/364.8lbs



STRENGTH

EXOFORM



### FE9706 SEATED LEG CURL

Dimension (L×W×H)	1240x1541x1489 (mm) 48.8x60.7x58.6 (in)
Net Weight	183.6kg/403.9lbs



### FE9710 LEG PRESS

Dimension (L×W×H)	1781×1293×1491 (mm) 70.1x50.9x58.7 (in)
Net Weight	279kgs/613.8lbs

STRENGTH

EXOFORM



### FE9712 SHOULDER PRESS

Dimension (L×W×H)	1762x1422x1492(mm) 69.4x55.9x58.7 (in)
Net Weight	168.7kg/371.1lbs



### FE9714 ABDOMINAL

Dimension (L×W×H)	1383×1202×1491(mm) 54.4x47.3x58.7 (in)
Net Weight	141.5kg/311.3lbs



### FE9715 PEC FLY/REAR DELT

Dimension (L×W×H)	1296x1758x1490(mm) 51x69.2x58.7 (in)
Net Weight	160.7kg/353.5lbs



### FE9716 CALF RAISE

Dimension (L×W×H)	1265x1186x1721(mm) 49.8x46.7x67.8 (in)
Product Weight	167.8kg/369.2lbs



STRENGTH

EXOFORM



### FE9718 TORSO ROTATION

Dimension (L×W×H)	1293x1346x1490 (mm) 50.9x53.0x58.7 (in)
Net Weight	176kg/387.2lbs



### FE9720 WEIGHT ASSISTED CHIN/DIP COMBO

Dimension (L×W×H)	1750x1378x2197 (mm) 68.9x54.2x86.5 (in)
Net Weight	243.5kg/535.7lbs



### FE9719 ROW

Dimension (L×W×H)	1996×1127×1492(mm) 78.6x44.4x58.7 (in)
Net Weight	174.8kg/384.6lbs



### FE9721 PRONE LEG CURL

Dimension (L×W×H)	1606×1193×1492mm 63.2x47x58.7 (in)
Net Weight	154.2kg/339.2lbs



STRENGTH

EXOFORM



## FE9723 TRICEP

Dimension (L×W×H)	1149x1580x1490 (mm) 45.2x62.2x58.7 (in)
Net Weight	163.5kg/359.7lbs



## FE9724 LATERAL RAISE

Dimension (L×W×H)	1266x1261x1491 (mm) 49.8x49.6x58.7 (in)
Net Weight	187.5kg/412.5lbs



## FE9726 GLUTE

Dimension (L×W×H)	1307x1483x1488 (mm) 53.9x58.4x58.6 (in)
Net Weight	168.5kg/370.7lbs



## FE9732 BACK EXTENSION

Dimension (L×W×H)	1383×1203×1492(mm) 54.4x47.4x58.7 (in)
Net Weight	185.4kg/407.9lbs



STRENGTH

EXOFORM

# SL95 Line >> >



## SL9501 CHEST PRESS

PRODUCT DIMENSION (LxWxH)	1552x1231x1503 (mm) 61.1x48.5x59.2 (in)
PRODUCT WEIGHT	163.5kg/360.5lbs



## SL9502 DIVERGING LAT PULLDOWN

PRODUCT DIMENSION (LxWxH)	1305x1224x2109 (mm) 51.4x48.2x83.0 (in)
PRODUCT WEIGHT	172kg/379.2lbs



## SL9503 ARM CURL

PRODUCT DIMENSION (LxWxH)	1122x1583x1563 (mm) 44.2x62.3x61.5 (in)
PRODUCT WEIGHT	162kg/357.1lbs





### SL9505 LEG EXTENSION

PRODUCT DIMENSION (LxWxH)	1401x1227x1563 (mm) 55.2x48.3x61.5 (in)
PRODUCT WEIGHT	145.1kg/319.9lbs

### SL9506 SEATED LEG CURL

PRODUCT DIMENSION (LxWxH)	1495x1275x1563 (mm) 58.9x50.2x61.5 (in)
PRODUCT WEIGHT	162.8kg/358.9lbs



### SL9508 ABDUCTOR/ADDUCTOR

PRODUCT DIMENSION (LxWxH)	784x1636x1563 (mm) 30.9x64.4x61.5 (in)
PRODUCT WEIGHT	144.8kg/319.2lbs



### SL9509 TOTAL HIP

PRODUCT DIMENSION (LxWxH)	972x1381x1564 (mm) 38.3x54.4x61.6 (in)
PRODUCT WEIGHT	178.6kg/393.7lbs



### SL9510 LEG PRESS

PRODUCT DIMENSION (LxWxH)	1813x1176x1562 (mm) 71.4x46.3x61.5 (in)
PRODUCT WEIGHT	219.3Kg/483.5lbs

### SL9512 SHOULDER PRESS

PRODUCT DIMENSION (LxWxH)	1550x1490x1564 (mm) 61.0x58.7x61.6 (in)
PRODUCT WEIGHT	152.5kg/336.2lbs





### SL9515 PEC FLY/REAR DELT

PRODUCT DIMENSION (LxWxH)	1497x1629x2048 (mm) 58.9x64.1x80.6 (in)
PRODUCT WEIGHT	141.2kg/311.3lbs

### SL9516 STANDING CALF RAISE

PRODUCT DIMENSION (LxWxH)	1192x1197x1750 (mm) 46.9x47.1x68.9 (in)
PRODUCT WEIGHT	131kg/288.8lbs



### SL9517 SEATED DIP

PRODUCT DIMENSION (LxWxH)	1428x1300x1564 (mm) 56.2x51.2x61.6 (in)
PRODUCT WEIGHT	150kg/330.7lbs



### SL9519 VERTICAL ROW

PRODUCT DIMENSION (LxWxH)	1984x1129x1563 (mm) 78.1x44.4x61.5 (in)
PRODUCT WEIGHT	159.7kg/352.1lbs



### SL9520 WEIGHT ASSISTED CHIN DIP COMBO

PRODUCT DIMENSION (LxWxH)	1394x1608x2285 (mm) 54.9x63.3x90.0 (in)
PRODUCT WEIGHT	183.8kg/405.2lbs

### SL9521 PRONE LEG CURL

PRODUCT DIMENSION (LxWxH)	1185x1443x1563 (mm) 46.7x56.8x61.5 (in)
PRODUCT WEIGHT	139.4kg/307.3lbs





### SL9522 LAT PULLDOWN VERTICAL ROW

PRODUCT DIMENSION (LxWxH)	1223x1936x2231 (mm) 48.1x76.2x87.8 (in)
PRODUCT WEIGHT	139.1kg/306.7lbs

### SL9525 ADJUSTABLE HI/LO PULLEY

PRODUCT DIMENSION (LxWxH)	1482x1187x2356 (mm) 58.3x46.7x92.8 (in)
PRODUCT WEIGHT	134.2kg/295.9lbs



### SL9524 LATERAL RAISE

PRODUCT DIMENSION (LxWxH)	1098x1284x1564 (mm) 43.2x50.6x61.6 (in)
PRODUCT WEIGHT	127.5kg/281.1lbs



### SL9527 JUNGLE MULTI GYM

PRODUCT DIMENSION (LxWxH)	3488x2646x2350 (mm) 137.3x104.2x92.5 (in)
PRODUCT WEIGHT	386.4kg/851.9lbs



### SL9527 OPT

PRODUCT DIMENSION (LxWxH)	2824x221x477 (mm) 111.2x8.7x18.8 (in)
PRODUCT WEIGHT	27.3kg/60.2lbs

### SL9529 MULTI PRESS

PRODUCT DIMENSION (LxWxH)	1827x1477x1672 (mm) 71.9x58.1x65.8 (in)
PRODUCT WEIGHT	178.4kg/393.3lbs



### SL9528 LEG EXTENSION/LEG CURL

PRODUCT DIMENSION (LxWxH)	1351x1319x1563 (mm) 53.2x51.9x61.5 (in)
PRODUCT WEIGHT	180.1kg/397.1lbs



### SL9534 ABDOMINAL BACK EXTENSION

PRODUCT DIMENSION (LxWxH)	1112x1267x1567 (mm) 43.8x49.9x61.7 (in)
PRODUCT WEIGHT	140.1kg/308.9lbs



# IT95 Line >>>

Tube: 3mm tube in main frame and movement parts. U-frame uses PR95x81.1x3 tube and functional parts use RT50x100

Plastic part: Injection molding for better quality

Painting: Double coated surface treatment

Incremental weight (optional): 5lbs for smaller adjustment

Weight stack: 19mm full steel plate. Weight options - 160/200/235/295Lbs

Easy to enter and exit the machine and able to adjust when in sitting position

Conform with EN957. Passed 300,000 times fatigue test and 100kg stable test

\* WEIGHT STACK SOLD SEPARATELY

OPTION 1	160lbs/68.3kg
OPTION 2	200lbs/85.5kg
OPTION 3	235lbs/102.8kg
OPTION 4	295lbs/129.2kg

Handle: Patented ergonomic design with TPU material

Standard metal part: Nickle plated or stainless steel for better appearance and quality

Diverging motion structure allows the arm training simultaneously and alternately

Pad: Double stitch and add protect cover on the back. Various colors to choose from

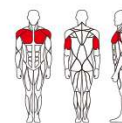
Pulley: Lathed pulley with less tolerance

Cable: USA imported cable which passed more than 250 thousand times test

Bearing: Reliable Taiwan brand



\*COLOR OPTIONAL. Two paint colors and upholstery colors can be freely combined.



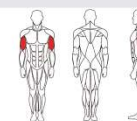
## IT9501 CHEST PRESS

PRODUCT DIMENSION (LxWxH)	1475x1200x1506 (mm) 58.1x47.2x59.3 (in)
PRODUCT WEIGHT	127.4kg/280.3lbs



## IT9502 LAT PULLDOWN

PRODUCT DIMENSION (LxWxH)	1384x1373x1889 (mm) 54.5x54.1x74.4 (in)
PRODUCT WEIGHT	147.7kg/324.9lbs

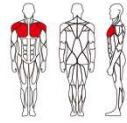


## IT9503 ARM CURL

PRODUCT DIMENSION (LxWxH)	1295x1208x1506 (mm) 51.1x47.6x59.3 (in)
PRODUCT WEIGHT	115.5kg/254.1lbs

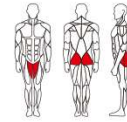






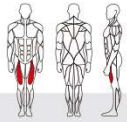
## IT9504 PECTORAL

PRODUCT DIMENSION (LxWxH)	1450x1360x1510 (mm) 57.1x53.5x59.4 (in)
PRODUCT WEIGHT	132.5kg/291.5lbs



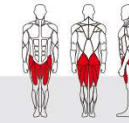
## IT9508 ABDUCTOR/ADDUCTOR

PRODUCT DIMENSION (LxWxH)	1553x856x1506 (mm) 61.1x33.7x59.3 (in)
PRODUCT WEIGHT	149.6kg/329.1lbs



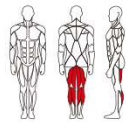
## IT9505 LEG EXTENSION

PRODUCT DIMENSION (LxWxH)	1202x1189x1506 (mm) 47.3x46.8x59.3 (in)
PRODUCT WEIGHT	133.1kg/292.8lbs



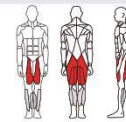
## IT9509 TOTAL HIP

PRODUCT DIMENSION (LxWxH)	1292x972x1506 (mm) 50.9x38.3x59.3 (in)
PRODUCT WEIGHT	148.2kg/326.7lbs



## IT9506 SEATED LEG CURL

PRODUCT DIMENSION (LxWxH)	1536x1186x1506 (mm) 60.5x46.7x59.3 (in)
PRODUCT WEIGHT	149.6kg/329.1lbs



## IT9510 LEG PRESS

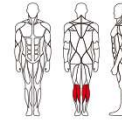
PRODUCT DIMENSION (LxWxH)	1813x1109x1504 (mm) 71.4x43.7x59.2 (in)
PRODUCT WEIGHT	211.3kg/464.9lbs





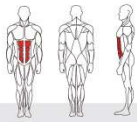
### IT9512 SHOULDER PRESS

PRODUCT DIMENSION	1560x1443x1510 (mm)
(LxWxH)	61.4x56.8x59.4 (in)
PRODUCT WEIGHT	137.4kg/302.3lbs



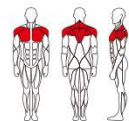
### IT9516 CALF RAISE

PRODUCT DIMENSION	1287x1156x1739 (mm)
(LxWxH)	50.7x45.5x68.5 (in)
PRODUCT WEIGHT	127.8kg/281.1lbs



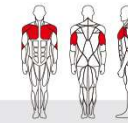
### IT9514 ABDOMINAL

PRODUCT DIMENSION	1345x1148x1581 (mm)
(LxWxH)	53.0x45.2x62.2 (in)
PRODUCT WEIGHT	112.6kg/247.7lbs



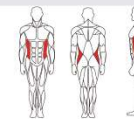
### IT9515 PEC FLY/REAR DELT

PRODUCT DIMENSION	1275x1288x2048 (mm)
(LxWxH)	50.2x50.7x80.6 (in)
PRODUCT WEIGHT	123.5kg/271.7lbs



### IT9517 SEATED DIP

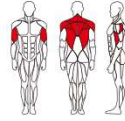
PRODUCT DIMENSION	1794 × 1267 × 1507 (mm)
(LxWxH)	70.6x49.9x59.3 (in)
PRODUCT WEIGHT	142.5kg/313.5lbs



### IT9518 TORSO ROTATION

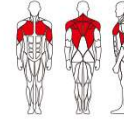
PRODUCT DIMENSION	1221 × 1202 × 1506 (mm)
(LxWxH)	48.1x47.3x59.3 (in)
PRODUCT WEIGHT	150.8kg/331.8lbs





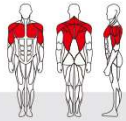
### IT9519 VERTICAL ROW

PRODUCT DIMENSION	1617 × 1264 × 1508 (mm)
(LxWxH)	63.7x49.8x59.4 (in)
PRODUCT WEIGHT	126.5kg/278.3lbs



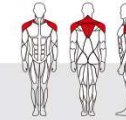
### IT9522 LAT PULLDOWN/VERTICAL ROW

PRODUCT DIMENSION	1897 × 1223 × 2228 (mm)
(LxWxH)	74.7x48.1x87.7 (in)
PRODUCT WEIGHT	118.5kg/260.7lbs



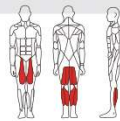
### IT9520 WEIGHT ASSISTED CHIN/DIP COMBO

PRODUCT DIMENSION	1570 × 1394 × 2286 (mm)
(LxWxH)	61.8x54.9x90.0 (in)
PRODUCT WEIGHT	125.5kg/276.1lbs



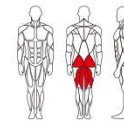
### IT9524 LATERAL RAISE

PRODUCT DIMENSION	1222x1213x1506 (mm)
(LxWxH)	48.1x47.8x59.3 (in)
PRODUCT WEIGHT	127.5kg/280.5lbs



### IT9521 PRONE LEG CURL

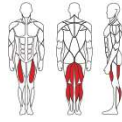
PRODUCT DIMENSION	1443 × 1146 × 1508 (mm)
(LxWxH)	56.8x45.1x59.4 (in)
PRODUCT WEIGHT	129.6kg/285.1lbs



### IT9526 GLUTE

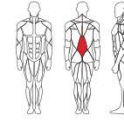
PRODUCT DIMENSION	1503x1245x1508 (mm)
(LxWxH)	59.2x49x59.4 (in)
PRODUCT WEIGHT	125.5kg/276.1lbs





### IT9528 LEG EXTENSION/LEG CURL

PRODUCT DIMENSION (LxWxH)	1375x1230x1507 (mm) 54.1x48.4x59.3 (in)
PRODUCT WEIGHT	167Kg/368.2lbs



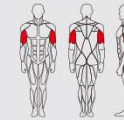
### IT9532 BACK EXTENSION

PRODUCT DIMENSION (LxWxH)	1233x1188x1506 (mm) 48.5x56.8x59.3 (in)
PRODUCT WEIGHT	118.5kg/260.7lbs



### IT9529 MULTI PRESS

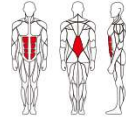
PRODUCT DIMENSION (LxWxH)	1827x1437x1669 (mm) 71.9x56.6x65.7 (in)
PRODUCT WEIGHT	166kg/365.9lbs



### IT9533 BICEP CURL/TRICEP EXTENSION

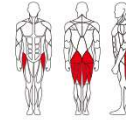
PRODUCT DIMENSION (LxWxH)	1300x1225x1502(mm) 51.2x48.2x59.1(in)
PRODUCT WEIGHT	132.5kg/291.5lbs





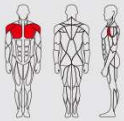
### IT9534 ABDOMINAL/BACK EXTENSION

PRODUCT DIMENSION (LxWxH)	1196x1189x1506(mm) 53.4x50.8x61.7(in)
PRODUCT WEIGHT	139.2kg/306.2lbs



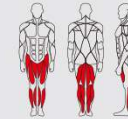
### IT9538 HIP THRUST

PRODUCT DIMENSION (LxWxH)	1563x1290x1506(mm) 61.5x50.8x59.3(in)
PRODUCT WEIGHT	255kg/562.2lbs



### IT9537 STANDING MULTI FLIGHT MACHINE

PRODUCT DIMENSION (LxWxH)	1455x906x1863(mm) 57.3x35.7x73.3(in)
PRODUCT WEIGHT	270kg/595.2lbs



### IT9539 SEATED LEG PRESS HACK SQUAT

PRODUCT DIMENSION (LxWxH)	1857x1090x1506(mm) 73.1x42.9x59.3(in)
PRODUCT WEIGHT	325kg/716.5lbs





# IF93 >>>

These simple, clean-lines, selectorized series specially designed for entry level small clubs and institutional applications. It offers a complete functional package, is inexpensive to own and is easy to maintain. It matches up beautifully with the benches and racks of the IF line.

- The clear and precise instructions and training tips are great for individuals who is new to strength training and help users to build targeted muscle .
- Ergonomic seat cushion, chest and back pad are made of polymer materials. The specially designed pads have different angles, which meet various training requirements.
- Specially designed cup holder is perfectly integrated with cage, making it simple and enorous.
- Ergonomically designed handle bars are made of TPV materials, which make your garb more comfortable and safety. It combines with aluminum end cap reflecting high-end taste.
- The upright tubing thickness of 2.5mm and the functional parts with rectangular tube at size of 50×100×2.5mm, which make IF93 stronger and more powerful.
- The main frame is coated with materials that environmental friendly, which helps to improve products quality and provide with good scratching and corrosion resistance.
- The translucent shroud with ABS materials (optional full shroud) is endurable and wear resisting. The main plastic parts are made using injection molding that help to provide teady quality.
- Designed with stainless steel seat adjustment that provides a longer service life, made it easy to adjust and look beautiful.
- The whole series are adopted with the equivalent cage height of 1530mm, which help to create a bright training environment of fitness club.
- All pulleys are adopted with high quality bearings which ensure smooth movement.



\* WEIGHT STACK SOLD SEPARATELY

OPTION 1	160lbs/68.3kg
OPTION 2	200lbs/85.5kg
OPTION 3	235lbs/102.8kg
OPTION 4	295lbs/129.2kg



\* THE FULL SHROUD IS OPTIONAL.  
(Weight stacks varies by the shrouds)



IF9301 CHEST PRESS

PRODUCT DIMENSION (L×W×H)	1040×1360×1530 (mm) 40.5×53.5×60.2 (in)
PRODUCT WEIGHT	97.1kg



IF9302 LAT PULLDOWN

PRODUCT DIMENSION (L×W×H)	1585×1318×1891 (mm) 42.4×51.9×74.4 (in)
PRODUCT WEIGHT	100kg



IF9305 LEG EXTENSION

PRODUCT DIMENSION (L×W×H)	1146×1050×1530 (mm) 45.1×41.3×60.2 (in)
PRODUCT WEIGHT	101.5kg



IF9306 SEATED LEG CURL

PRODUCT DIMENSION (L×W×H)	1148×1034×1530 (mm) 45.2×40.7×60.2 (in)
PRODUCT WEIGHT	95kg



IF9303 ARM CURL

PRODUCT DIMENSION (L×W×H)	1216×1028×1530 (mm) 47.9×40.5×60.2 (in)
PRODUCT WEIGHT	90kg



IF9304 PECTORAL

PRODUCT DIMENSION (L×W×H)	1736×806×1530 (mm) 68.3×31.7×60.2 (in)
PRODUCT WEIGHT	95kg

\* The right of specific weight to actual supply prevail.



IF9308 ABDUCTOR/ADDUCTOR

PRODUCT DIMENSION (L×W×H)	1570×935×1530 (mm) 61.8×36.8×60.2 (in)
PRODUCT WEIGHT	98.5kg



IF9310 LEG PRESS

PRODUCT DIMENSION (L×W×H)	1790×1168×1530 (mm) 70.5×46.0×60.2(in)
PRODUCT WEIGHT	120.5kg



IF9312 SHOULDER PRESS

PRODUCT DIMENSION (L×W×H)	1149×1456×1530 (mm) 45.2×57.3×60.2 (in)
PRODUCT WEIGHT	102.6kg



IF9315 PECTORAL

PRODUCT DIMENSION (L×W×H)	1420×1493×1863 (mm) 58.8×55.9×73.3 (in)
PRODUCT WEIGHT	90kg



IF9316 CALF RAISE

PRODUCT DIMENSION (L×W×H)	1150×1105×1775 (mm) 45.3×43.5×69.9(in)
PRODUCT WEIGHT	106kg



IF9314 ABDOMINAL

PRODUCT DIMENSION (L×W×H)	1304×1484×1490 (mm) 51.3×58.4×58.7 (in)
PRODUCT WEIGHT	89.5kg



IF9317 SEATED DIP

PRODUCT DIMENSION (L×W×H)	1227×1212×1530 (mm) 48.3×47.7×60.2(in)
PRODUCT WEIGHT	97.5kg



IF9318 TORSO ROTATION

PRODUCT DIMENSION (L×W×H)	1240×1105×1530 (mm) 48.8×43.5×60.2(in)
PRODUCT WEIGHT	96kg





IF9319 VERTICAL ROW

PRODUCT DIMENSION (L×W×H)	1818×870×1530 (mm) 71.6×34.3×60.2(in)
PRODUCT WEIGHT	91.5kg



IF9321 PRONE LEG CURL

PRODUCT DIMENSION (L×W×H)	1510×1150×1530 (mm) 59.4×45.3×60.2(in)
PRODUCT WEIGHT	101.5kg

IF9320  
WEIGHT ASSISTED CHIN/DIP COMBO

PRODUCT DIMENSION (L×W×H)	1309×1256×2498 (mm) 51.5×49.4×98.3(in)
PRODUCT WEIGHT	107kg

IF9322  
LAT PULLDOWN/VERTICAL ROW

PRODUCT DIMENSION (L×W×H)	1886×1223×2227 (mm) 74.2×48.1×87.7(in)
PRODUCT WEIGHT	90kg



IF9323 ARM EXTENSION

PRODUCT DIMENSION (L×W×H)	1079×1028×1530 (mm) 42.1×40.5×60.2 (in)
PRODUCT WEIGHT	91kg



IF9324 LATERAL RAISE

PRODUCT DIMENSION (L×W×H)	1179×750×1530 (mm) 46.4×29.5×60.2(in)
PRODUCT WEIGHT	85kg



IF9326 KICK BACK

PRODUCT DIMENSION (L×W×H)	1068×1034×1530 (mm) 42.0×40.7×60.2 (in)
PRODUCT WEIGHT	90kg



IF9328 LEG EXTENSION/LEG CURL

PRODUCT DIMENSION (L×W×H)	1272×1270×1530 (mm) 50.1×50.0×60.2 (in)
PRODUCT WEIGHT	105kg



IF9329 MULTI PRESS

PRODUCT DIMENSION (L×W×H)	2026×1446×1530 (mm) 79.8×56.9×60.2 (in)
PRODUCT WEIGHT	97.5kg

IF9333  
BICEP CURL/TRICEP EXTENSION

PRODUCT DIMENSION (L×W×H)	1327×1203×1530 (mm) 52.2×47.4×60.2 (in)
PRODUCT WEIGHT	110kg



IF9334 AB/BACK

PRODUCT DIMENSION (L×W×H)	1592×1253×1531 (mm) 62.7×49.3×60.3 (in)
PRODUCT WEIGHT	TBD



IF9330 DUAL ADJUSTABLE PULLEY

PRODUCT DIMENSION (L×W×H)	1639×882×2270 (mm) 64.5×34.7×89.4 (in)
PRODUCT WEIGHT	117kg



IF9332 BACK EXTENSION

PRODUCT DIMENSION (L×W×H)	1120×1034×1530 (mm) 44.0×40.7×60.2 (in)
PRODUCT WEIGHT	98kg



IF9335 ABDUCTOR

PRODUCT DIMENSION (L×W×H)	1583×946×1530 (mm) 62.3×37.2×60.2 (in)
PRODUCT WEIGHT	95kg



IF9336 ADDUCTOR

PRODUCT DIMENSION (L×W×H)	1583×1036×1530 (mm) 62.3×40.8×60.2 (in)
PRODUCT WEIGHT	95kg



## PL Line >>>

Easy to use, neat appearance, the PL line is a high quality dual/multi functional machines Light commercial/commercial series. This PL line is Impulse dual/multi functional line. The user-friendly design makes working out more simple, efficient, comfortable and satisfying.

Instructive - simple, step-by-step instructions and training tips help users get the most out of their exercise.

Aircraft spec 5mm American LOOS cable with a 2,000 lb breaking strength. End fittings tested to 250,000 cycles using full weight stack.

Easy-to-use, minimal adjustments and pre-stretch features allow for optimal exercise positions.

Glass fiber reinforced nylon pulleys with deep V-groove provides secure cable seating and fluid bearing rotation.

Compact - space efficient design requires minimal floor space.

Shroud is applied to protect the equipment or the possible injury during operation.

Tubing: 2.5 mm to 2.75mm. square tube differ into any types, from 30x60mm to 50x100mm, electro-welded to maximum integrity.

Pad total thickness is 70mm.



\* WEIGHT STACK SOLD SEPARATELY

OPTION 1	170lbs/70.4kg
OPTION 2	250lbs/102.4kg

Color: metallic silver gray(Other colors are optional based on customer requirements)



PL9002  
LAT PULLDOWN/SEATED ROW

PRODUCT DIMENSION (L×W×H)	1764×1019×2182 (mm) 69.4×40.1×85.9 (in)
PRODUCT WEIGHT	90.5 kg / 200 lbs
40'	136 Sets



PL9010  
LEG PRESS/CALF RAISE

PRODUCT DIMENSION (L×W×H)	1938×1148×1520 (mm) 76.3×45.2×59.8 (in)
PRODUCT WEIGHT	111 kg / 245 lbs
40'	88 Sets



PL9021 MULTI PRESS

PRODUCT DIMENSION (L×W×H)	1924×1325×1518 (mm) 75.7×52.2×59.8 (in)
PRODUCT WEIGHT	111.5 kg / 246 lbs
40'	120 Sets



PL9022  
REAR DELTOID/PECTORAL FLY

PRODUCT DIMENSION (L×W×H)	1362×1219×2061 (mm) 53.6×48.0×81.1 (in)
PRODUCT WEIGHT	107 kg / 236 lbs
40'	124 Sets



PL9016  
OUTER/INNER THIGH

PRODUCT DIMENSION (L×W×H)	1609×722×1515 (mm) 63.3×28.4×59.6 (in)
PRODUCT WEIGHT	99 kg / 218 lbs
40'	130 Sets



PL9019  
LEG EXTENSION/LEG CURL

PRODUCT DIMENSION (L×W×H)	1465×1245×1520 (mm) 57.7×49×59.8 (in)
PRODUCT WEIGHT	115.5 kg / 255 lbs
40'	75 Sets



PL9023 BICEPS/TRICEPS

PRODUCT DIMENSION (L×W×H)	1207×1164×1513 (mm) 47.5×45.8×59.6 (in)
PRODUCT WEIGHT	106 kg / 234 lbs
40'	115 Sets

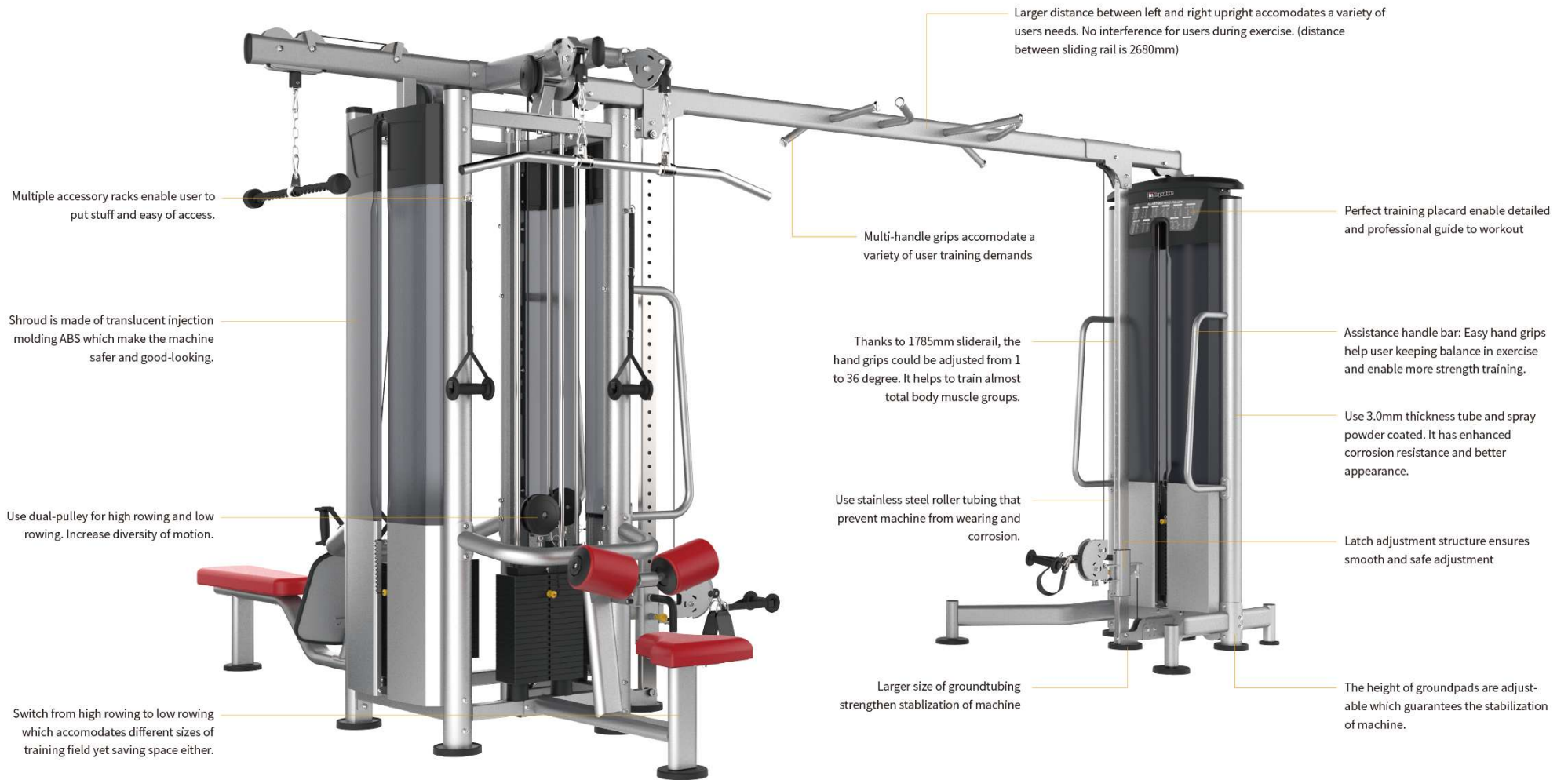


PL9024 AB/LOW BACK

PRODUCT DIMENSION (L×W×H)	1044×1094×1520 (mm) 41.1×43.1×59.8 (in)
PRODUCT WEIGHT	99.5 kg / 219 lbs
40'	135 Sets

Jungle >>>





## \* WEIGHT STACK SOLD SEPARATELY

OPTION 1	160lbs/68.3kg
OPTION 2	200lbs/85.5kg
OPTION 3	235lbs/102.8kg
OPTION 4	295lbs/129.2kg



\* COLOR OPTIONAL.  
OPTIONAL FULL OR SMALL SHROUD.



**IT9525**  
ADJUSTABLE HI/LO PULLEY

PRODUCT DIMENSION (LxWxH)	1450x1245x2350(mm) 57.1x49.0x92.5(in)
PRODUCT WEIGHT	137.5kg/303.1lbs



**IT9530**  
DUAL ADJUSTABLE PULLEY

PRODUCT DIMENSION (LxWxH)	1620x1370x2270(mm) 63.8x53.9x89.4(in)
PRODUCT WEIGHT	195.5kg/431lbs



**IT9527**  
4 STACK MULTI-STATION

PRODUCT DIMENSION (LxWxH)	3489x1968x2382(mm) 137.4x77.5x93.8(in)
PRODUCT WEIGHT	308.7kg/680.6lbs



**IT9527OPT**  
CABLE CROSSOVER-TRADITIONAL

PRODUCT DIMENSION (LxWxH)	2824x222x483(mm) 111.2x8.74x19.0(in)
PRODUCT WEIGHT	27.5kg/60.6lbs



**IT9525+IT9525+IT9527OPT**

PRODUCT DIMENSION (LxWxH)	4196 × 1436 × 2360(mm) 165.2 × 56.5 × 92.9(in)
---------------------------	---

**IT9525+IT9527+IT9527OPT**

PRODUCT DIMENSION (LxWxH)	5089 × 3489 × 2380(mm) 200.4 × 137.4 × 93.7(in)
---------------------------	--



**IT9527+IT9527+IT9527OPT**

PRODUCT DIMENSION (LxWxH)	5982 × 3489 × 2380(mm) 235.5 × 137.4 × 93.7(in)
---------------------------	--





### IF9325 ADJUSTABLE HI / LO PULLEY

PRODUCT DIMENSION (L×W×H)	1449×1258×2338 (mm) 57.0×49.5×92.0 (in)
PRODUCT WEIGHT	96 kg / 212 lbs
40'	108 Sets



### CABLE CROSSOVER IF9325+IF9325+IF9327OPT

PRODUCT DIMENSION (L×W×H)	4138x1448x2355(mm) 162.9x57.0x92.7(in)
------------------------------	---

### IF9327 4 STACK MULTI-STATION

PRODUCT DIMENSION (L×W×H)	3450×2445×2338 (mm) 135.8×96.3×92.0 (in)
PRODUCT WEIGHT	258.6 kg / 570 lbs
40'	48 Sets



### 5 STACK MULTI-STATION IF9325+IF9327+IF9327OPT

PRODUCT DIMENSION (L×W×H)	5220x3428x2355(mm) 205.5x135.0x92.7(in)
------------------------------	--

• OPTIONAL FULL SHROUD VERSION.



### IF9327OPT CABLE CROSSOVER-TRADITIONAL

PRODUCT DIMENSION (L×W×H)	2505×441×198 (mm) 98.6×17.4×7.8 (in)
PRODUCT WEIGHT	21.5 kg / 47 lbs
40'	526 Sets

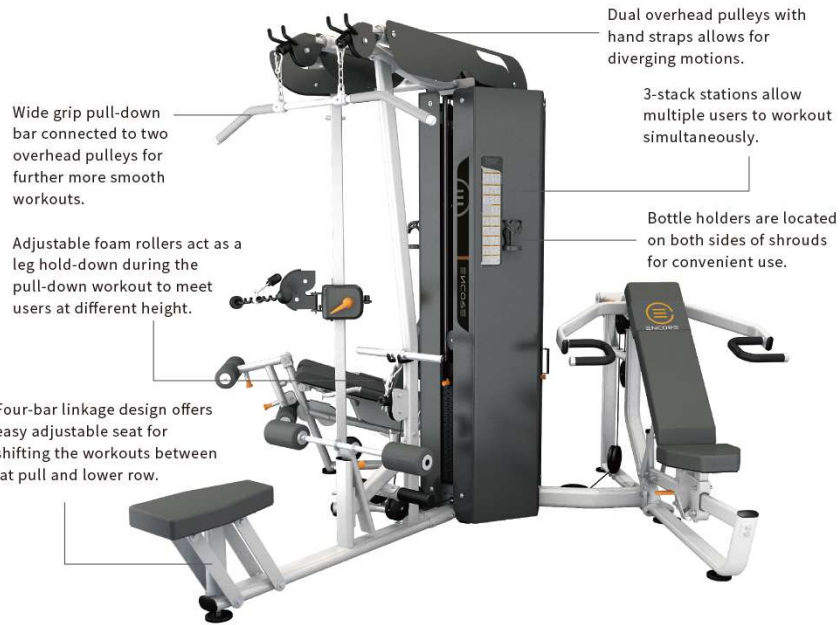


### 8 STACK MULTI-STATION IF9327+IF9327+IF9327OPT

PRODUCT DIMENSION (L×W×H)	6262x3428x2355(mm) 246.5x135.0x92.7(in)
------------------------------	--



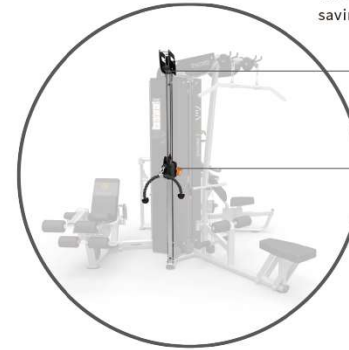
## ES3000 3 STACK MULTI-STATION



Product Dimension (L×W×H)	2694x2440x2148(mm) 106.1x96.1x84.6(in)
Product Weight	299.9kg/661.2lbs
Stacks Weight	91kgx3 (200lbsx3)
OPT Weight	26.5kg



## ES3000 OPT HI-LO PULLEY ATTACHMENT



Quick installation, shares the stack with lat pull for saving space and cost.

31 vertical pulley positions for a large variety of different exercises.

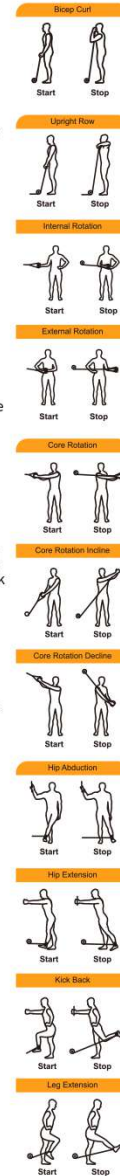


Excellent structural design, easy & quick adjustment offers dynamic workout like chest press, incline press and shoulder press which meet various muscle groups training.



Adjustable handle is conveniently located for easy access.

Excellent structural design, easy & quick adjustment seat is for prone leg curls or leg extension exercises which satisfy various muscle groups.



Arms

Shoulders

Lower Body

Core

MULTIPRESS

Lower Body

Upper Body

Lower Body

MULTIPRESS

Lower Body

## ES9030 DUAL ADJUSTABLE PULLEY ES7011 BENCH



Chin-up/pull-up bar with ergonomic bends for regular grip, wide grip and reverse grip exercises.

31 vertical pulley positions for a large variety of different exercises.

With accessories as lat strap, long bar retractable strap, leg ext/curl strap and tricep rope, DAP offers users dynamic and various workouts.

Multi-position bench offers 5 upright/incline positions for back pad and 3 position for seat, which satisfies various workout experience.

The over-sized feet would stabilize the users during certain workouts like tricep extension.

Conveniently located iPad holder allows user to watch online training videos during the workouts, over-sized bottle holder is within reach.



Fold away bench for easy storage and space saving



ES9030(Long Shroud)

Product Dimension (L×W×H)	1734x1123x2150(mm) 68.3x44.2x84.7(in)
Product Weight	149.5kg/328.9lbs
Stacks Weight	77kgx2 (170lbsx2)




ES9030(Short Shroud)

Product Dimension (L×W×H)	1734x1123x2150(mm) 68.3x44.2x84.7(in)
Product Weight	121.5kg/267.3lbs
Stacks Weight	77kgx2 (170lbsx2)



ES7011

Product Dimension (L×W×H)	1440x525x490(mm) 56.7x20.7x19.3(in)
Product Weight	34.3kg/75.6lbs



## ES7030 DUAL ADJUSTABLE PULLEY



Chin-up/pull-up bar with ergonomic bends for regular grip, wide grip and reverse grip exercises.

31 vertical pulley positions for a large variety of different exercises.

With accessories as lat strap, long bar retractable strap, leg ext/curl strap and triceps rope, DAP offers users dynamic and various workouts.  
\*Accessories sold separately.



TENSION ROPE

Product Dimension	650(mm)/25.6(in)
Pull	≥450kg/992.1lbs




HANDLE

Product Dimension	1126x35(mm) 44.3x1.4(in)
-------------------	-----------------------------

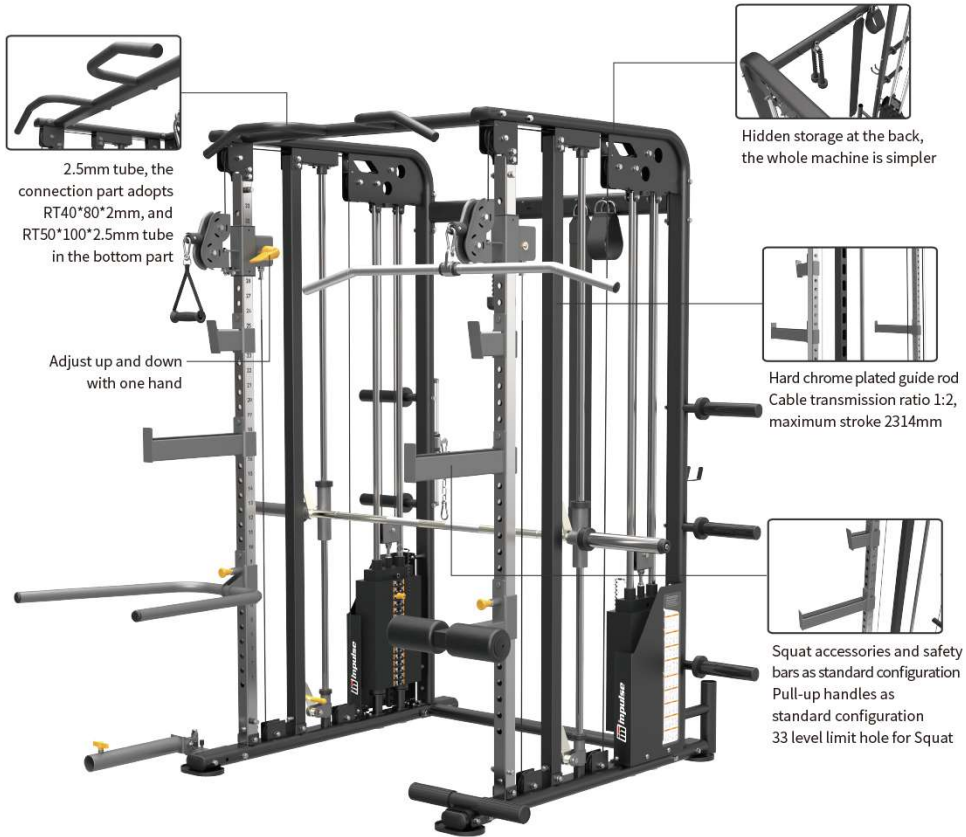


ES7030

Product Dimension (L×W×H)	1641x916x2142(mm) 64.6x36.1x84.3(in)
Stacks Weight	77kgx2 (170lbsx2)



## ES2100 Multi-Functional Trainer with Smith



Product Dimension (L×W×H)	1681x1720x2090(mm) 66.18x67.72x82.28(in)
Product Weight	186.1kg/410.3lbs
Opt Weight Stack	170lbs/200lbs x 2 sets

## ES2000 Multi-Functional Trainer with Smith (Plate Loaded)



Product Dimension (L×W×H)	2007x1724x2126(mm) 79.01x67.87x83.70(in)
Product Weight	184kg/405.7lbs

### ES2000/2100 Accessory



Standard	POM Handle	Short Pole	Support Strap	Dip Arm
	Barbell Bar Storage	Ankle Strap	Double-ended Rope	Rowing Foot Pedal
Optional	ES2000OPT1 Pivot	ES2000OPT2 Foam Roller + Hi Pull-down Aluminum Rod		PTSHILO15000 Chop Bar





CASES



CASES










CASES



CASES









**Impulse Cardiovascular Equipment Limited Warranty**

Description	Warranty
Frame	7 Years
Treadmill AC Motor	3 Years
Treadmill DC Motor, Structural Moving Parts	2 Years
Display PCB, Motor Controller,	
Generator, EMS, ECB Brake	2 Years
Key Pad, Durable Wear Parts	1 Year

**Impulse Strength Training Equipment Limited Warranty**

Description	Warranty
Structural Steel Frame	Lifetime
Rotary Bearings, Weight Stacks, Pulleys,	
Guide Rods, Structural Moving Parts	2 Years
Cable, Linear Bearings, Springs	1 Year
Upholstery, Handgrips, All Other	
Items Not Listed	6 Months

\* Conditions and Restrictions Applied.



**m impulse**

**THE WAY TO WELLNESS**

All text, picture and data in this catalogue are for reference only. If there is inconsistency between the information and the actual product, the actual product shall govern. Impulse reserves all rights to explain any error or difference in this catalogue.

The trademark property in copyright including "Siegling", "Wahoo" and "Polar" have been maintained in Impulse product catalogues belong to their respective trademark registers.

Statement: Impulse branding is upgrading and during that time, **m**, **Wahoo** and **impulse** are both trademarks of Impulse products. Thank you for your support as always.